

AIA PESO EQUITY FUND

KEY INFORMATION AND INVESTMENT DISCLOSURE STATEMENT AS OF JUNE 30, 2024

FUND FACTS

Classification	Equity Fund	Net Asset Value per Unit (NAVPU)	Php 1.0348
Launch Date	February 17, 2023	Total Fund Net Asset Value (Mn)	Php 495.50
Minimum Investment	Php 1,000	Dealing Day	Daily up to 12nn
Additional Investment	Php 100	Redemption Settlement	3 business days
Minimum Holding Period	None	Early Redemption Fee	None

FEES*

Trustee Fees:	Custodianship Fees:	Other Fees ¹ :
0.3368%	0.0150%	0.2040%
AIA Investment Management & Trust Corporation Philippines	HSBC	

*as a percentage of NAV as of quarter end

INVESTMENT OBJECTIVE AND STRATEGY

The fund aims to achieve capital growth by investing predominantly in Philippine Stock Exchange listed-companies that comply with AIA Group's exclusion policy on coal, tobacco and ammunitions. The fund aims to outperform the total return of Philippine Stock Exchange Index or PCOMP Index.

CLIENT SUITABILITY

A client profiling process should be performed prior to participating in the Fund to guide the prospective investor if the Fund is suited to his/her investment objectives and risk tolerance. Clients are advised to read the Plan Rules of the Fund, which may be obtained from the Trustee, before deciding to invest. This fund is suited for aggressive investors with an investment horizon of greater than 10 years.

RISK CONSIDERATIONS

You should not invest in this Fund if you do not understand or are not comfortable with the accompanying risks.

- **Credit Risk.** Refers to the risk of losses that an investor is exposed to due to a borrower's failure to pay the principal and/or interest on instruments such as bonds, loans, or other forms of securities. The borrower's inability to fulfil its financial obligations may be due to adverse changes in its financial condition thus, lowering the credit quality and/or price of the security.
- **Counterparty Risk.** Refers to the risk of a counterparty defaulting on a contract to deliver its obligation in cash, securities or even services.
- **Liquidity Risk.** Refers to the risk of losses that an investor is exposed to due to the inability to convert assets into cash immediately or when the conversion is possible but only at a lower price. Such may be caused by holding securities with small or few outstanding issues, inadequate buyers, infrequent trading activity or underdeveloped capital market.
- **Market Risk.** Refers to the risk of losses that an investor is exposed to due to the unanticipated change in the prices of securities or macroeconomic variables that influence the financial markets.
- **Price Risk.** Refers to the risk of losses that an investor is exposed to due to the unanticipated change in the prices of securities. Such change may be associated with the issuers of the securities or sectors or industries within which the issuers operate.
- **Transition Risk.** Refers to the risk of the potential economic adjustment cost borne by investee companies resulting from policy, legal, technology and market changes to meet AIA Group's exclusion policy on coal, tobacco and ammunitions. This risk also includes the protracted appreciation by the investing public as manifested through an improvement in relative valuation of the efforts of investee companies.
- **Greenwashing Risk.** Refers to the risk of the potential to be misled or overly convinced by the investee companies' or product issuers' declaration of efforts to attain net zero commitments, sustainability of product offerings or their transition plans leading to an over appropriation of capital relative to the true effort. This can result from the urgent demand for ESG products, scoring or assessment modeling errors, reliance on third parties and/or outright misdeclaration of investee companies or product providers.
- **Portfolio Construction Related Risk.** Refers to the risk of the derivative result of attaining sub-optimal portfolio characteristics in the implementation of the AIA Group's exclusion policy on coal, tobacco and ammunitions. Such risk involves compromises in market liquidity, sector representation, short-term tactical performance and concentration issues among others.

- **THE UITF IS NOT A DEPOSIT AND IS NOT INSURED BY THE PHILIPPINE DEPOSIT INSURANCE CORP (PDIC).**
- **RETURNS CANNOT BE GUARANTEED AND HISTORICAL NAVPU IS FOR ILLUSTRATION OF NAVPU MOVEMENTS/ FLUCTUATIONS ONLY.**
- **WHEN REDEEMING, THE PROCEEDS MAY BE WORTH LESS THAN THE ORIGINAL INVESTMENT AND ANY LOSSES WILL BE SOLELY FOR THE ACCOUNT OF THE CLIENT.**
- **THE TRUSTEE IS NOT LIABLE FOR ANY LOSS UNLESS UPON WILLFUL DEFAULT, BAD FAITH OR GROSS NEGLIGENCE.**

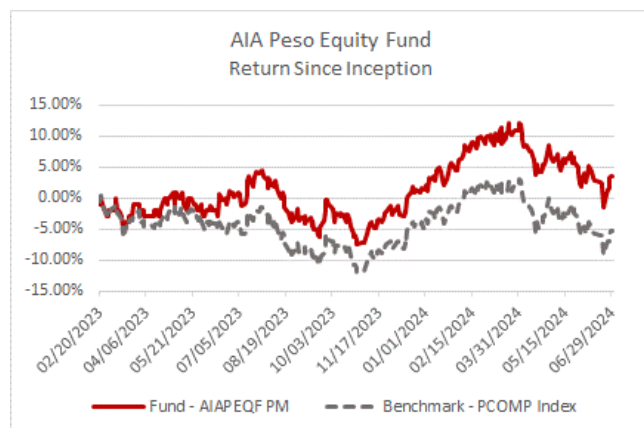
For more information, please check the official website at <https://investment.aia.com/ph/index.html> or contact (+63)9610451549 or mayen-mf.dabbay@aia.com.

¹ Other Fees may include transaction fees.

FUND PERFORMANCE AND STATISTICS as of JUNE 30, 2024

(Purely for reference purposes and is not a guarantee of future results)

NAVPU GRAPH



*The benchmark (BM) is 100% Philippines Stock Exchange Index or PCOMP Index.

CUMULATIVE PERFORMANCE (%)²

	1 mo	3 mo	6 mo	YTD	S.I.
Fund	0.70	-6.64	2.10	2.10	3.48
BM	-0.11	-6.33	1.21	1.21	-1.10

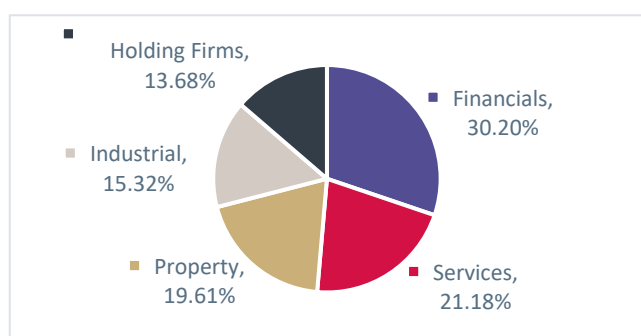
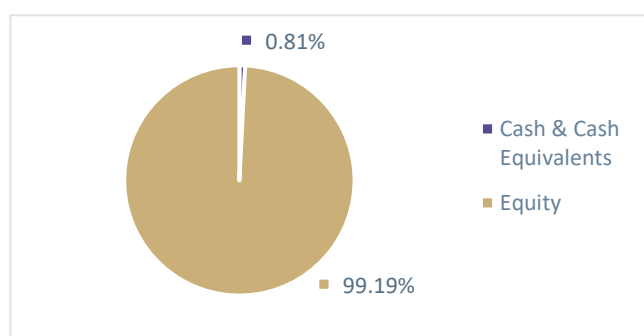
NAVPU OVER PAST 12 MONTHS

Highest	1.1216
Lowest	0.9251

STATISTICS

Volatility, Past 1 Year³	14.39%
Sharpe Ratio⁴	-0.26
Information Ratio⁵	1.17

PORTFOLIO COMPOSITION



TOP TEN HOLDINGS

Security	% of Portfolio	Security	% of Portfolio
BANK PHILIPPINE	13.01	AYALA LAND INC	8.45
SM INVESTMENTS	12.89	JOLLIBEE FOODS	5.63
BDO UNIBANK INC	12.28	UNIVERSAL ROBINA	4.89
SM PRIME HLDGS	11.00	METRO BANK & TR	4.68
INTL CONTAIN TER	10.58	PLDT INC	3.91

OUTLOOK AND STRATEGY

The PSEi declined sharply by 7.12% during the second quarter, erasing all gains accumulated in the first quarter of 2024. Foreign investors sold off local equity positions driven by slower gross domestic product (GDP) growth and the weakening PHP.

- Philippine 1Q24 GDP printed 5.7%, lower than 5.9% market estimates. The miss was largely due to the slowdown of household consumption.
- The BSP signaled a possibility of rate cut in August, notably ahead of Fed.
- PHP depreciated by 4.25% in 2Q24 to P58.61/US\$, bringing year-to-date (YTD) depreciation to 5.82%.
- Headline foreign outflow in 2Q24 amounted to PHP690 million, reversing the PHP163 million net inflow during the previous quarter.

The Equity UITF's NAVPU declined by 6.64% in the quarter registering an underperformance of 31 basis points (bps) versus its PCOMP Index benchmark. This was largely driven by the Fund's underweight allocation in the Utilities Sector and overweight allocation in the Real Estate sector. On a YTD period, the Fund is still maintaining an outperformance of 89 bps over its benchmark.

We remain constructive on select listed companies, particularly liquid big cap names which would benefit more from the monetary policy easing projected to be as early as August or September for the Philippines.

RELATED PARTY TRANSACTIONS

None to disclose.

² Returns are net of fees.

³ Volatility measures the degree to which the Fund fluctuates vis-à-vis its own average return over a period of time (standard deviation of returns).

⁴ Sharpe Ratio is used to characterize how well the Fund compensates the investor for the level of risk taken. The higher the number, the better, as it provides a higher reward for every risk taken. It is computed under the following steps: 1) Getting the annualized returns of the Fund; 2) Subtracting the Philippines risk-free rate over number 1. The Philippines risk-free rate used in the calculation is the running 10-year Bond Rate; and 3) Dividing the difference of 1-2 over the Fund's Volatility (annualized standard deviation of daily returns).

⁵ Information Ratio has the same objective as the Sharpe Ratio as it characterizes how well the Fund compensates the investor for the level of risk taken. However instead of comparing the Fund's return with the Philippines risk-free rate, it is compared over the Benchmark's return and the risk measure is the Tracking Error of the Fund over its Benchmark. It is computed under the following steps: 1) Getting the returns of the Fund; 2) Subtracting the returns of the Benchmark to 1; and 3) Dividing the difference of 1-2 over the Fund's Tracking Error.